

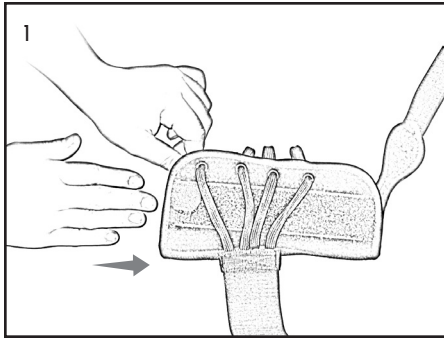
Suede Lacing Wrist

434
444

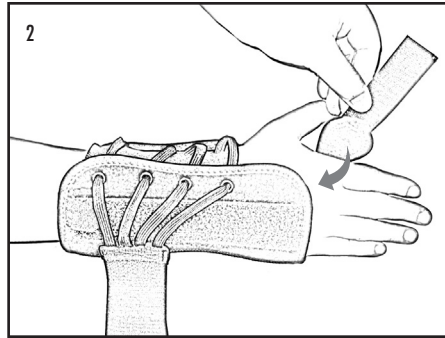
Warnings and Instructions: Review carefully, proper application is required

⚠ Warning: This device will not prevent or eliminate risk of injury. Do Not Overtighten. If swelling, pain, skin irritation, or an unusual reaction occurs, discontinue use immediately and consult your medical professional.

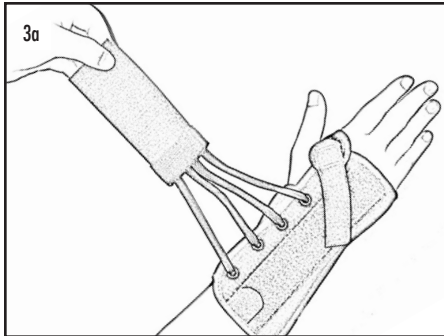
Care: Hand wash using mild soap. Rinse thoroughly. Air dry only. Do not tumble dry.



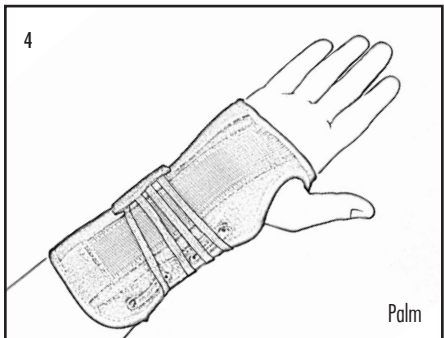
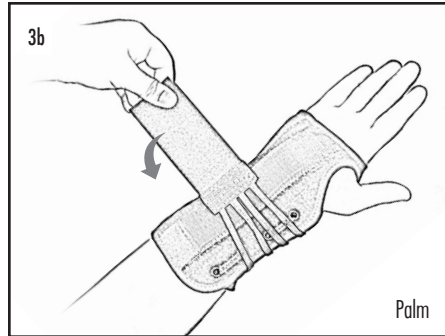
1. Slip on brace.



2. Apply webspace strap.



3a. Apply wrist strap.



4. Finished application.



© 2017 Weber Orthopedics Inc.
DBA Hely & Weber all rights reserved

Rev F 8/25

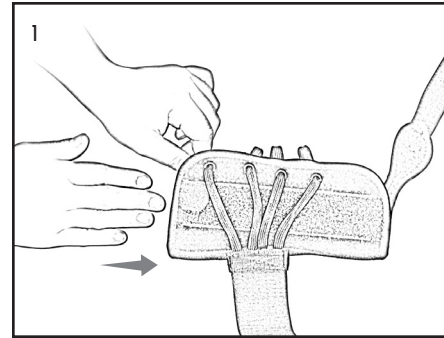
Suede Lacing Wrist

434
444

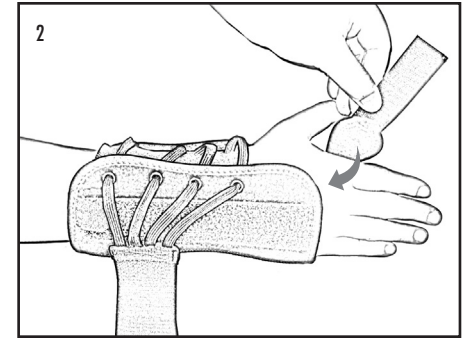
Warnings and Instructions: Review carefully, proper application is required

⚠ Warning: This device will not prevent or eliminate risk of injury. Do Not Overtighten. If swelling, pain, skin irritation, or an unusual reaction occurs, discontinue use immediately and consult your medical professional.

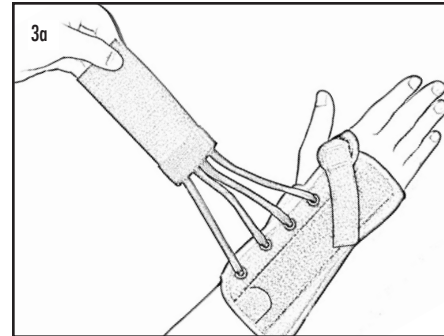
Care: Hand wash using mild soap. Rinse thoroughly. Air dry only. Do not tumble dry.



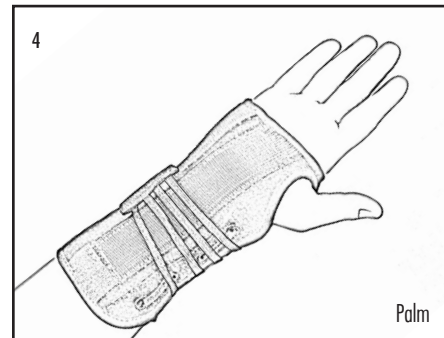
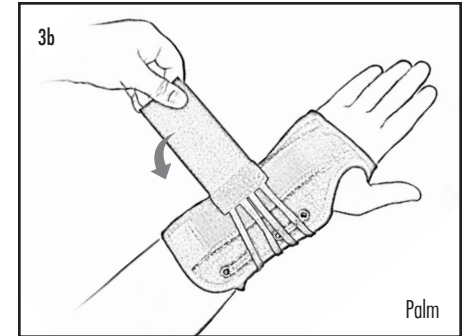
1. Slip on brace.



2. Apply webspace strap.



3a. Apply wrist strap.



4. Finished application.



© 2017 Weber Orthopedics Inc.
DBA Hely & Weber all rights reserved

Rev F 8/25